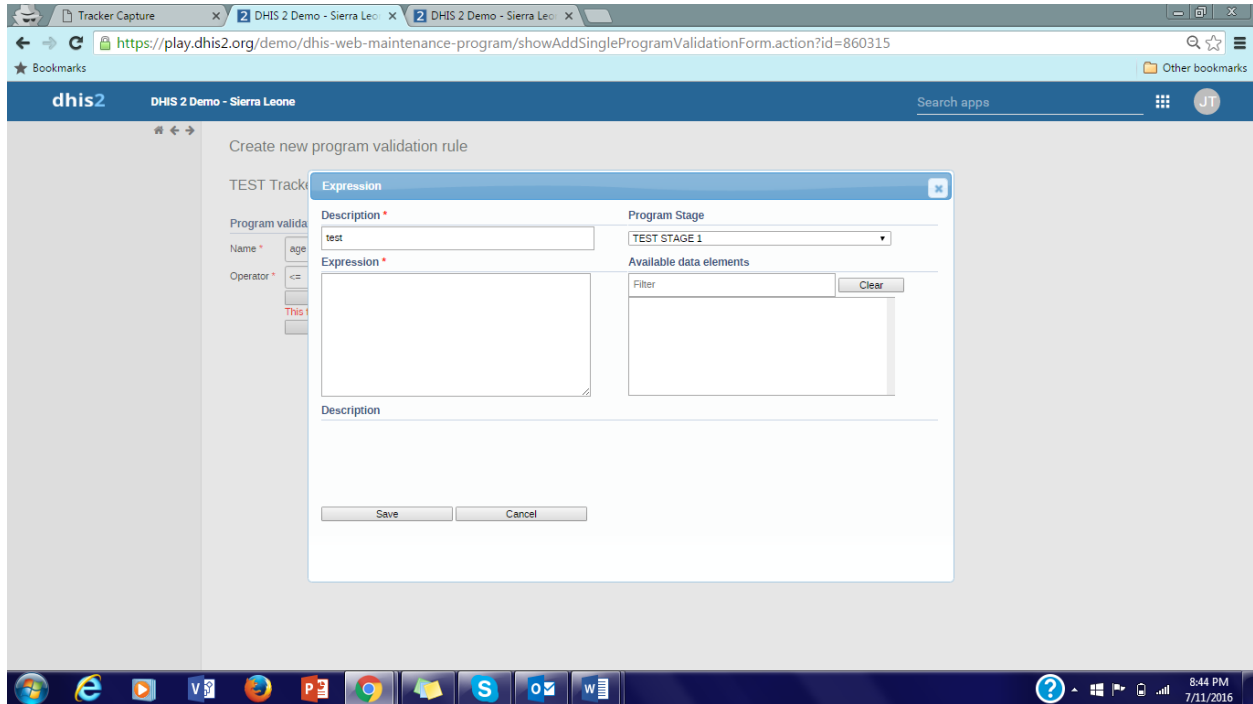


[Type here]

[Type here]

[Type here]

1. Validation rules in Programs : DE selection box is empty hence can't create validation rules.

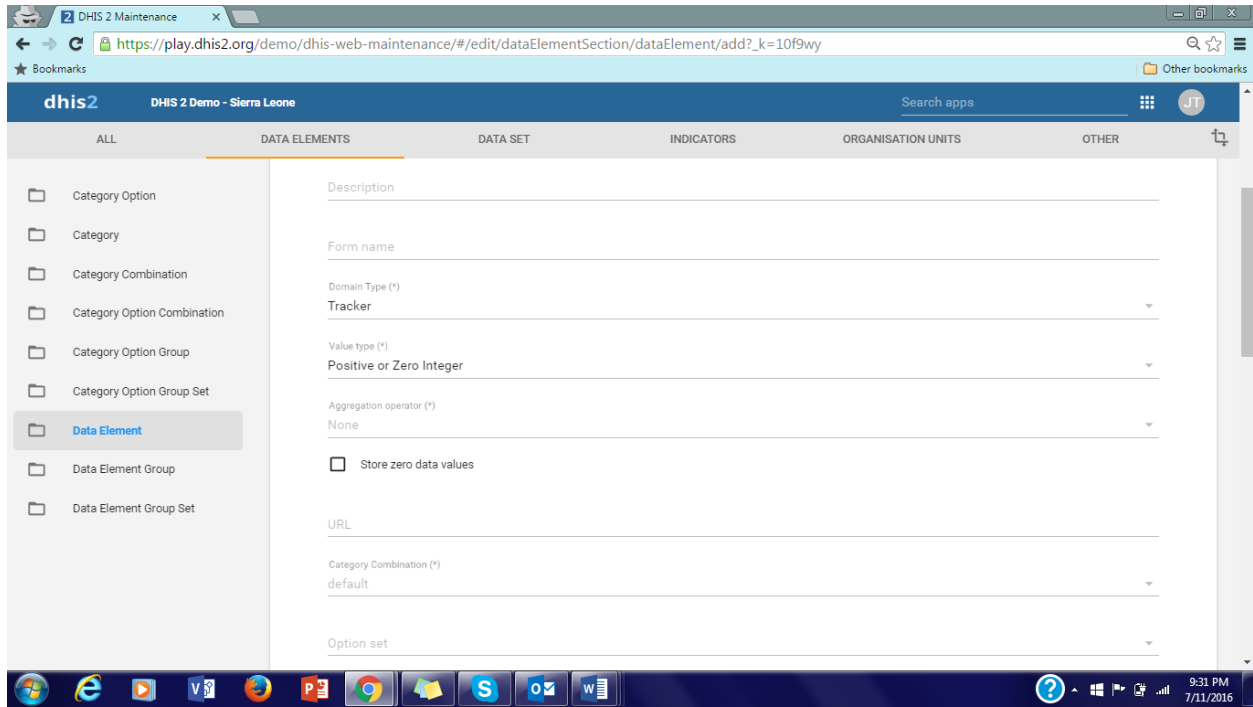


2. DE domain type Tracker creation : When I create a DE of domain type Tracker, aggregation operator field becomes frozen.

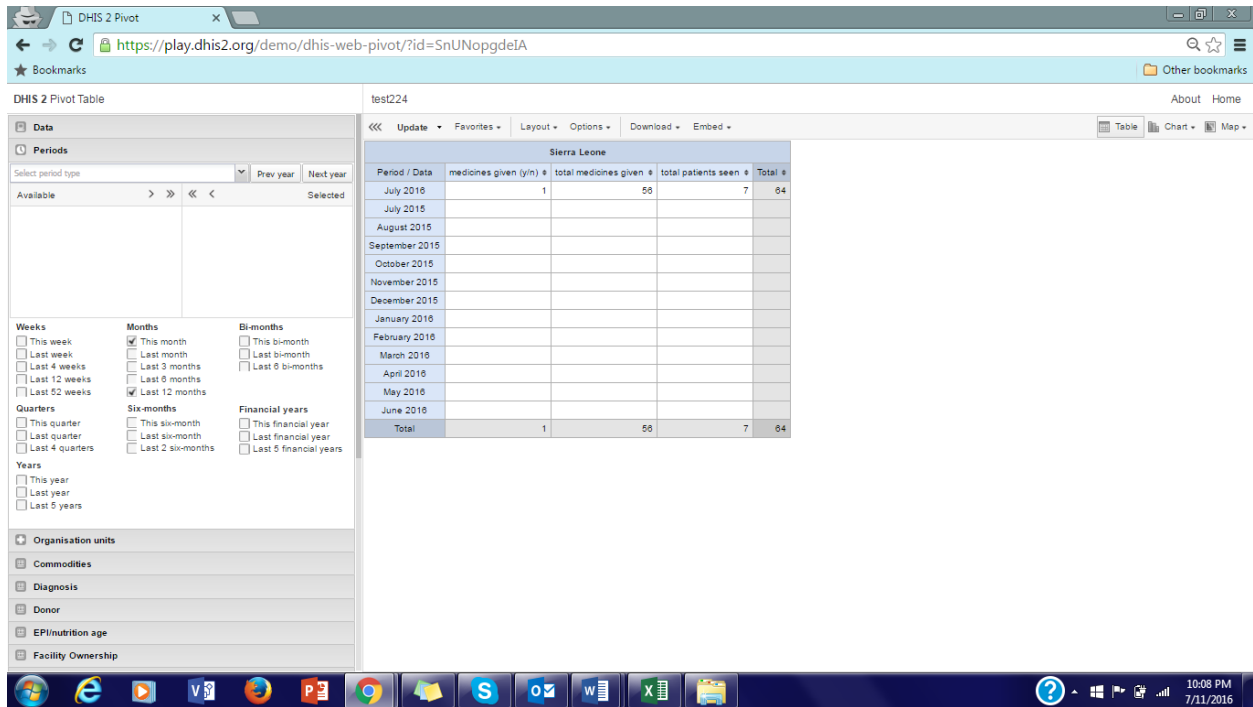
[Type here]

[Type here]

[Type here]



3. Pivot table : Clear Pivot table message doesn't show up on clicking on 'Table'



[Type here]

[Type here]

[Type here]

4. Data table: Org unit doesn't show up on table

The screenshot shows a web browser window with the URL <https://play.dhis2.org/demo/api/apps/data-table-23//index.html>. The page displays a data table with the following columns: District, Period type, Year, Period, Data group, Data, Type, Numerator, Denominator, and Value. The table contains one row of data: District: undefined, Period type: Monthly, Year: 2015, Period: December, Data group: ANC, Data: ANC 1 Coverage, Type: Per cent (annualized), Numerator: 3577, Denominator: 43324, Value: 97.2. The left sidebar shows a tree view of Organisation units for Sierra Leone, including Bo, Bonthe, Harare Hospital, Kallahun, Kambia, Kenema, Konadugu, Kono, Moyamba, Port Loko, Pujehun, Tonkolili, and Western Area.

5. Is there a way to save data tables , in similar fashion as pivot tables?

6. Is it possible to view enrollment list for only the selected org unit. Following shows all the entities registered irrelevant of the org unit selected.

The screenshot shows a web browser window with the URL <https://play.dhis2.org/demo/dhis-web-tracker-capture/index.html/>. The page displays a Tracker capture interface for 'Child Programme'. The table shows 14 rows of data, all with 'Baoma Station CHP' as the Registering unit. The first names and last names are listed in the adjacent columns.

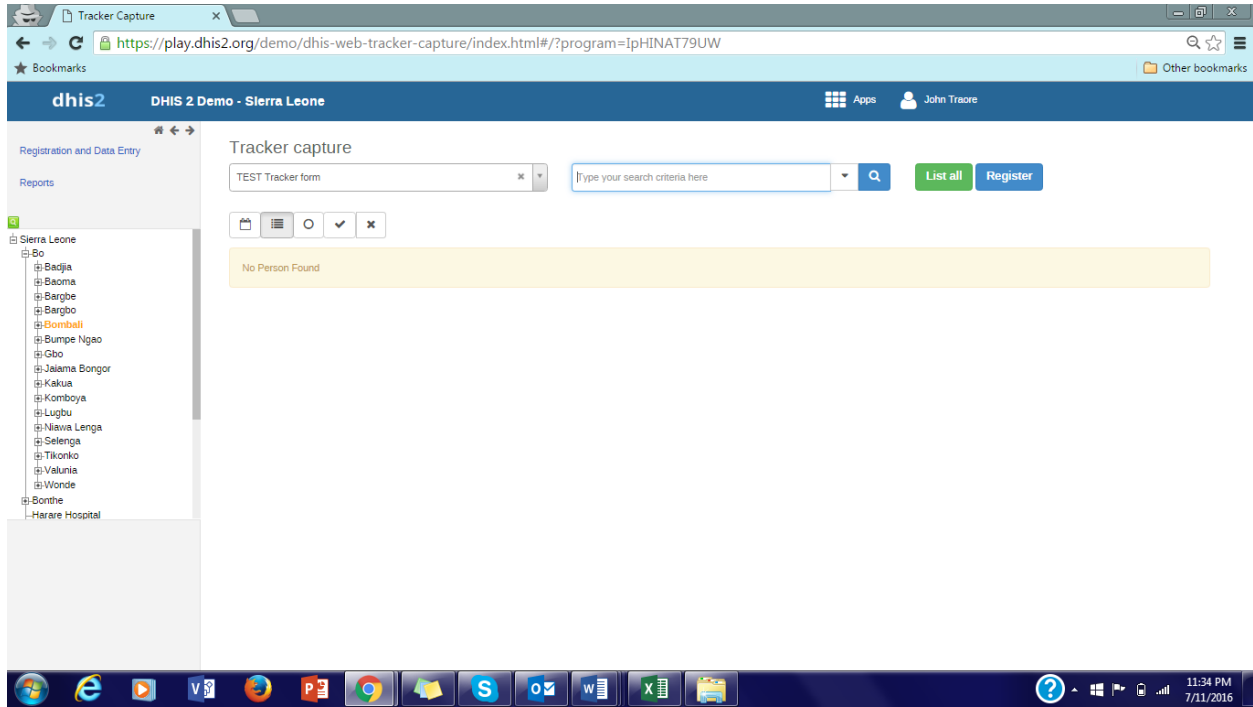
| Registering unit | First name | Last name |
|-------------------|------------|-----------|
| Baoma Station CHP | Tammy | King |
| Baoma Station CHP | Frank | Murray |
| Baoma Station CHP | Ruth | Hanson |
| Baoma Station CHP | Karen | Lawson |
| Baoma Station CHP | Jeremy | Meyer |
| Baoma Station CHP | Scott | Perkins |
| Baoma Station CHP | Benjamin | Perkins |
| Baoma Station CHP | Joan | Watson |
| Baoma Station CHP | Nancy | Campbell |
| Baoma Station CHP | Julie | Perkins |
| Baoma Station CHP | Matthew | Snyder |
| Baoma Station CHP | Peter | West |
| Baoma Station CHP | Cynthia | Welch |
| Baoma Station CHP | Harold | Reyes |

[Type here]

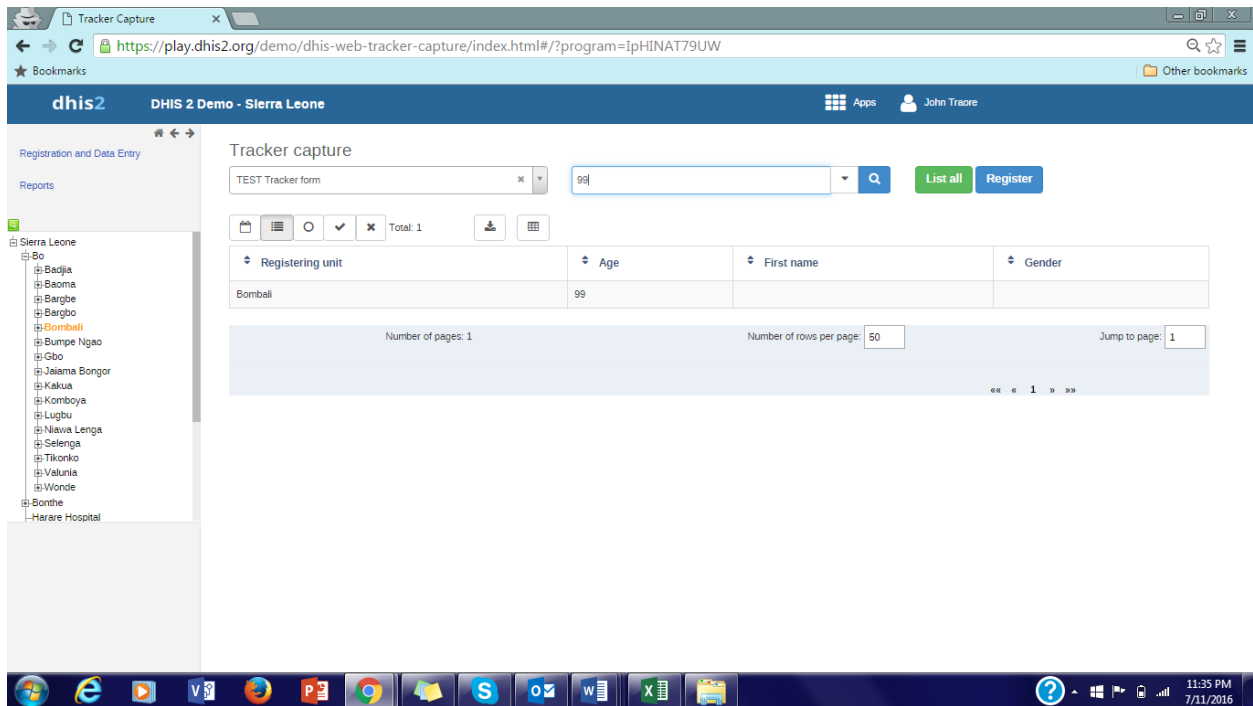
[Type here]

[Type here]

7. Display list of enrolled entities seems inconsistent. The program's setting is to display the list on front page. But on clicking the org unit, the page says no person found.



But, when I type something in the search box, I get suitable results..

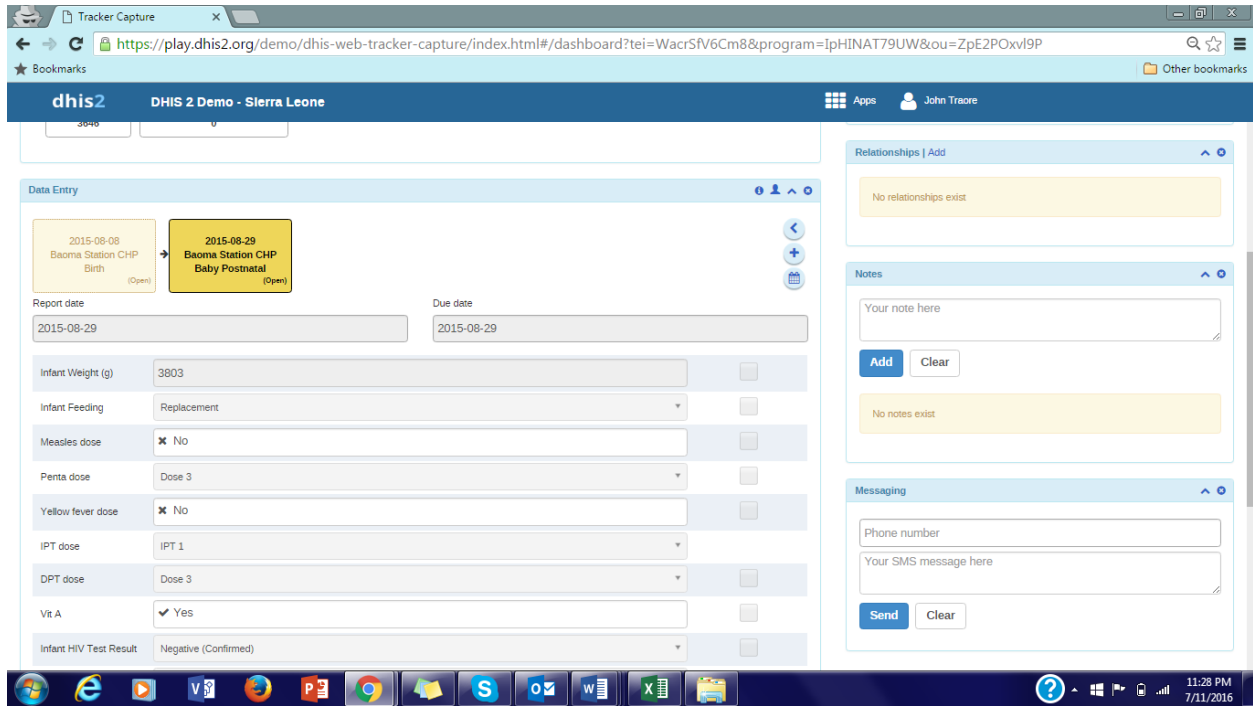


[Type here]

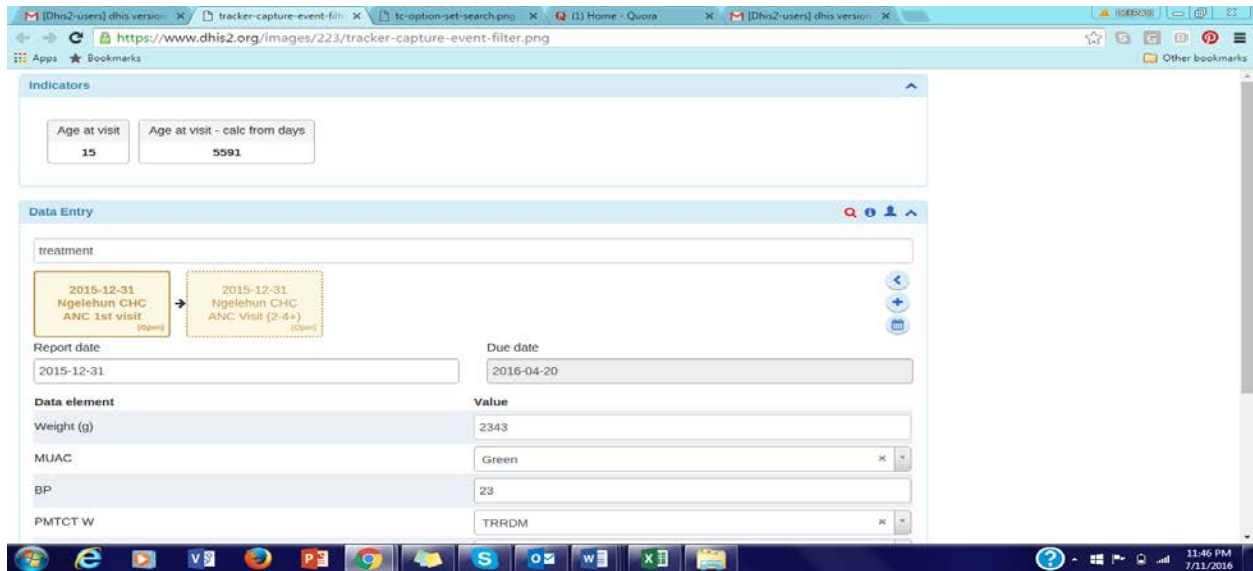
[Type here]

[Type here]

8. Why are the fields greyed out in the following, the stage says Open. & Unable to click on 'Complete'



9. Can't find the event filter box in 2.24 in tracker capture. Following is a screenshot from pervious emails, I can't locate the event filter box in 2.24



[Type here]

[Type here]

[Type here]

10. Translations of apps not showing up in apps menu. It was actually a bit inconsistent, because a few times it did show the translations. Following is after clearing cache.

The screenshot displays the DHIS2 web dashboard for Sierra Leone. The interface includes a navigation bar with the DHIS2 logo and a search bar. Below the navigation bar, there are several tabs and a search box. The main content area is divided into several sections:

- ANC: ANC 2 Coverage:** A map of Sierra Leone showing coverage by region.
- ANC: 1-4 visits last 12 months Sierra Leone:** A line chart showing the number of visits over time from July 2015 to June 2016. The legend includes: ANC 1st visit, ANC 2nd visit, ANC 3rd visit, and ANC 4th or more visits.
- ANC: Coverages and reporting by orgunit last year:** A table with the following data:

| | 2015 | | |
|--------------|----------------|----------------|------------------------------------|
| | ANC 1 Coverage | ANC 3 Coverage | Reproductive Health Reporting rate |
| Sierra Leone | 103.1 | 67 | 82.7 |
| Bo | 143.2 | 93.9 | 81 |
| Bombali | 83.6 | 61.8 | 82.7 |
- ANC: LLITN coverage district and facility:** A map showing coverage by district and facility type.
- ANC: 4+ visits by Facility Type last year:** A legend for facility types: CHC, CHP, Clinic, Hospital, and MCHP.

The right sidebar contains a 'MANAGE MY APPS' section with various application icons such as Dashboard, Pivot Table, Data Visualizer, GIS, Event Reports, Event Visualizer, Data Entry, Event Capture, Tracker Capture, Data Administration, Data Sets, and Import-Export. The bottom of the screen shows a Windows taskbar with various application icons and a system tray displaying the time as 12:16 AM on 7/12/2016.