


OpenERP **PARTNER ACCOUNT HISTORY** MODULE ♦

Manual for Version 1.7 **BETA**

The **partner_account_history** module is an addon module for OpenERP 7.0, the well-known integrated enterprise resource planning (ERP) software that is developed by OpenERP s.a.



Please note:

This module is currently in beta. It has been tested internally and with a few customers, but is being released in order to get community feedback.

We DO NOT recommend installing this module in a production environment.

To send your feedback to the developers of this module:

If you have a current support contract with Ursa, contact us using one of the standard methods available:

<http://www.ursainfosystems.com/helpdesk.html>

If you do not have a current Support contract with Ursa, please use Launchpad to send messages to the development team:

<https://answers.launchpad.net/openerp-shared/+addquestion>

Remember to indicate which module your question relates to.

To report bugs you encounter with this module:

If you have a current support contract with Ursa, contact us using one of the standard methods available:

<http://www.ursainfosystems.com/helpdesk.html>

If you do not have a current Support contract with Ursa, please use Launchpad to send bug reports to the development team.

<https://bugs.launchpad.net/openerp-shared/+filebug>

Remember to indicate which module your question relates to.

Limited development resources are available to address bugs from users who do not have a current support contract with Ursa Information Systems. While we read every bug report submitted, we may not be able to personally respond to or address your bug report.

CONTENTS

1. License	3
2. Introduction	4
3. User Experience Changes	5
4. User Interface Changes	5
5. Version Information	6
6. Hosted Location	6
7. OpenERP Server Installation	6
8. OpenERP User Interface Installation	7
9. Configuration	8
10. Example Workflow	8
11. Support and Feedback	9
12. Reporting Bugs	9
13. About Ursa Information Systems	10

Online version of this document is at **not available at beta**

Last updated: April 29th, 2013

1. License

Copyright (C) Ursa Information Systems – www.ursainfosystems.com

Copyright (C) Tiny SPRL – tiny.be

This program is free software: you can redistribute it and/or modify it under the terms of the GNU Affero General Public License as published by the Free Software Foundation, either version 3 of the License, or (at your option) any later version.

This program is distributed in the hope that it will be useful, but WITHOUT ANY WARRANTY; without even the implied warranty of MERCHANTABILITY or FITNESS FOR A PARTICULAR PURPOSE. See the GNU Affero General Public License for more details.

IN NO EVENT UNLESS REQUIRED BY APPLICABLE LAW OR AGREED TO IN WRITING WILL ANY COPYRIGHT HOLDER, OR ANY OTHER PARTY WHO MODIFIES AND/OR CONVEYS THE PROGRAM AS PERMITTED ABOVE, BE LIABLE TO YOU FOR DAMAGES, INCLUDING ANY GENERAL, SPECIAL, INCIDENTAL OR CONSEQUENTIAL DAMAGES ARISING OUT OF THE USE OR INABILITY TO USE THE PROGRAM (INCLUDING BUT NOT LIMITED TO LOSS OF DATA OR DATA BEING RENDERED INACCURATE OR LOSSES SUSTAINED BY YOU OR THIRD PARTIES OR A FAILURE OF THE PROGRAM TO OPERATE WITH ANY OTHER PROGRAMS), EVEN IF SUCH HOLDER OR OTHER PARTY HAS BEEN ADVISED OF THE POSSIBILITY OF SUCH DAMAGES.

You may not impose any further restrictions on the exercise of the rights granted or affirmed under this License. For example, you may not impose a license fee, royalty, or other charge for exercise of rights granted under this License, and you may not initiate litigation (including a cross-claim or counterclaim in a lawsuit) alleging that any patent claim is infringed by making, using, selling, offering for sale, or importing the Program or any portion of it.

You are not required to accept this License in order to receive or run a copy of the Program. Ancillary propagation of a covered work occurring solely as a consequence of using peer-to-peer transmission to receive a copy likewise does not require acceptance. However, nothing other than this License grants you permission to propagate or modify any covered work. These actions infringe copyright if you do not accept this License. Therefore, by modifying or propagating a covered work, you indicate your acceptance of this License to do so.

You should have received a copy of the GNU Affero General Public License along with this program. If not, see <http://www.gnu.org/licenses/>

2. Introduction

This module provides a single view for all financial transactions related to partners.

Invoices, Refunds (Credit Notes), Payments, Receipts and Manual Journal Entries are all listed in a standard List View. For further information, users may click on an entry and open the document.

In the event of Customer or Supplier enquiries, it may save time to have all financial transactions available in a single place.

If an Invoice or Payment is incorrectly booked or applied to the wrong partner, being able to search on a matching amount with a partial partner name (or two partner names) would be faster than looking first for the Invoice and then for the Payment.

In addition, manual journal entries can be made to reverse incorrect entries or to support financial transactions not easily supported by standard OpenERP financial documents. Having these transactions available when reviewing other financial documents presents the user with a complete financial picture for the partner.

3. User Experience Changes

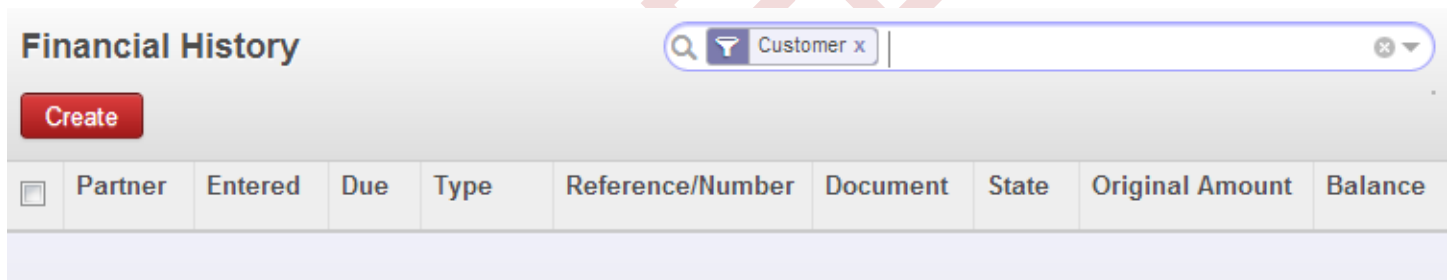
This module streamlines the user experience for reviewing the financial transactions related to a partner or partners.

Instead of many places to look, the user now has one place. They can use the standard List View filtering and search functionality to narrow their search.


4. User Interface Changes

Financial History

A new view is added to the Customers and Suppliers menus that are accessible from the main Accounting Menu.



The view is pre-filtered by either Customer or Supplier and has the expected set of Filters and Group By... options.



In addition, all fields in the view are searchable by default.

5. Version Information

This version was written and tested for OpenERP 7.0 and works equally well on Windows and Linux distributions – as it has no platform specific code.

This version was released on April 28th, 2013.

6. Hosted Location

The source code is available at:

http://bazaar.launchpad.net/~rcarnes/openerp-shared/7.0/files/head:/beta/partner_account_history/

7. OpenERP Server Installation

This module installs as a standard OpenERP module.

The module needs to physically reside on your OpenERP server. This means the files need to be copied to a drive that the server uses to store OpenERP modules (also called addons).

There are several methods to copy the source for this module to your OpenERP server. The entire openerp-shared collection can be branched or checked out, or you can download the ZIP file for just this module (**not available at beta**):

This task may need to be performed by your System Administrator. Be sure to check that the permissions on the module folder and the files within it are set so that the server can read everything properly.

For more information on installing modules or using Launchpad to checkout or branch a collection of modules, refer to the following links:

<http://help.openerp.com>

<https://help.launchpad.net/>

8. OpenERP UI Installation

Once your OpenERP server has the module and can access it, you need to install it via the User Interface. The following instructions assume the use of the Web Client.

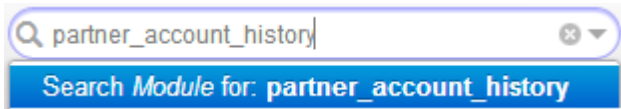
A: Get OpenERP to recognize the new module, by navigating the menu sequence *Settings* → *Modules* → *Update Module List*.

B: Navigate the menu sequence *Settings* → *Modules* → *Installed Modules*.

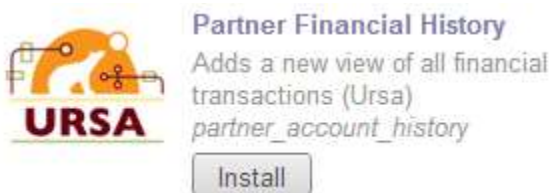
C: Clear the search filter by clicking the X next to the word Installed.



D: Enter and search for the term *partner_account_history* in the search box to locate the module.



E: Locate the module and click the *Install* button.



9. Configuration

No special configuration is needed for this module.

10. Screenshot

Using the demo/sample data with OpenERP, and a few modifications, you can get an idea of how these views work:

Financial History Supplier x

[Create](#) 1-7 of 7

<input type="checkbox"/>	Partner	Entered	Due	Type	Reference/Number	Document	State	Original Amount	Balance
<input type="checkbox"/>	ASUSTeK	04-19-2013		Manual Journal		/	Unposted	100.00	0.00
<input type="checkbox"/>	ASUSTeK	04-19-2013		Manual Journal	SAJ2013001	/	Unposted	1850.00	0.00
<input type="checkbox"/>	ASUSTeK	04-19-2013	04-19-2013	Customer Invoice	SAJ/2013/001	SAJ/2013/001	Paid	1950.00	0.00
<input type="checkbox"/>	ASUSTeK	04-29-2013		Customer Invoice			Cancelled	1950.00	0.00
<input type="checkbox"/>	Nebula Business	04-19-2013	01-31-2013	Supplier Invoice	EXJ/2013/001	1233023	Open	14.00	14.00
<input type="checkbox"/>	Nebula Business	04-29-2013	04-29-2013	Customer Invoice	SAJ/2013/0001	SAJ/2013/0001	Open	225.00	75.00
<input type="checkbox"/>	Nebula Business	04-29-2013		Customer Payment	BNK1/2013/0001		Posted	150.00	150.00

11. Support and Feedback

If you have a current support contract with Ursa, contact us using one of the standard methods available:

<http://www.ursainfosystems.com/helpdesk.html>

If you do not have a current Support contract with Ursa, please use Launchpad to send messages to the development team:

<https://answers.launchpad.net/openerp-shared/+addquestion>

Remember to indicate which module your question relates to.

Limited support resources are available to users who do not have a current support contract with Ursa Information Systems. While we read every question submitted, we may not be able to personally respond or to support you.

12. Reporting Bugs

If you have a current support contract with Ursa, contact us using one of the standard methods available:

<http://www.ursainfosystems.com/helpdesk.html>

If you do not have a current Support contract with Ursa, please use Launchpad to send bug reports to the development team.

<https://bugs.launchpad.net/openerp-shared/+filebug>

Remember to indicate which module your question relates to.

Limited development resources are available to address bugs from users who do not have a current support contract with Ursa Information Systems. While we read every bug report submitted, we may not be able to personally respond to or address your bug report.

13. About Ursa Information Systems

Ursa Information Systems is an OpenERP Gold Partner in the United States.

We use our extensive experience to bring you high-level consulting services and a personalized implementation of OpenERP to optimize and automate your current operations.

Using the science of Operations Research, we bring a structured approach to help you model and implement new business processes, allowing for continued growth and success.

Using OpenERP, we implement an intuitive and powerful system that helps automate information sharing between business units, reducing redundancy and increasing efficiency. We have created a tradition of successful implementations of OpenERP and would value the opportunity to help make you more successful.

Find us on the web at <http://www.ursainfosystems.com>